



Satin Silver

Cool Roof & Wall Sheets*

- Good Corrosion Resistance
- Better Thermal Efficiency
- High Strength & Durable
- Long Lasting Aesthetics
- Economical

*Satin Silver Sheets have a better heat reflective index making it cooler than conventional metal sheets.



Tata BlueScope Steel is an equal joint venture between Tata Steel and BlueScope Steel, Australia. The company offers premium steel roof and wall profiles for residential, commercial and industrial applications.


Tata BlueScope Steel offers Satin Silver Sheets coated with 55% Aluminium-Zinc alloy that last up to two to three times longer than Zinc coated steel sheets in similar environment.

The blending of aluminium with zinc gives a protective coating with excellent luster and high strength. The alloy coating provides superior corrosion resistance and better thermal efficiency than other building materials.

Satin Silver Sheets are light-weight and require lesser amount of framing in roofing design.

Product Range

Satin Silver Roof



Specification	
Total coated thickness (mm)	0.35 / 0.45 / 0.50 / 0.60
Sheet length* (mm)	2440 (8ft), 3050 (10ft), 3660(12ft), 4270 (14ft), 4880 (16ft)
Effective cover width (mm)	Nominal 1015
Overall width (mm)	Nominal 1072
Minimum roof slope (degree)	3

* Sheet length in feet is approximate value


Maximum Support Spacing (mm)*

Type of Span	Roof	Wall
Single Span	950	1700
End Span	1200	2450
Internal Span	1750	2850

* For 0.45 mm TCT

* Terms and conditions applicable

Satin Silver Wall



Specification	
Total coated thickness (mm)	0.35 / 0.45 / 0.50 / 0.60
Sheet length* (mm)	2440 (8ft), 3050 (10ft), 3660(12ft), 4270 (14ft)
Effective cover width (mm)	Nominal 1110
Overall width (mm)	Nominal 1150

* Sheet length in feet is approximate value


Maximum Support Spacing (mm)*

Type of Span	Wall
Single Span	1150
End Span	1500
Internal Span	1650

* For 0.45 mm TCT

* Terms and conditions applicable

Satin Silver Liner



Specification	
Total coated thickness (mm)	0.35 / 0.45 / 0.50 / 0.60
Sheet length * (mm)	2440 (8ft), 3050 (10ft), 3660(12ft), 4270 (14ft)
Effective cover width (mm)	Nominal 1110
Overall width (mm)	Nominal 1173

* Sheet length in feet is approximate value

The elegant appearance of the Liner makes it suitable for applications such as false ceilings, partition facings, screens, garage doors, fascias and barge boards.

Satin Silver LongLine Crimp

Benefits:

- ▶ No gutter required
- ▶ Single length in standard sheet

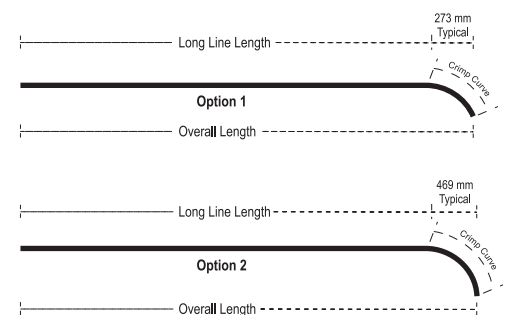


Material Specification

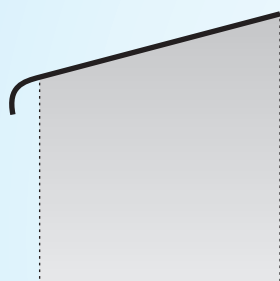
Standard Thickness (mm) - 0.45 / 0.50 / 0.60

Overall Length*		Option '1' (1 feet)		Option '2' (1.5 feet)	
(feet)	(mm)	Long Line Length (mm)	Crimp Curve (mm)	Long Line Length (mm)	Crimp Curve (mm)
8'	2440	2167	305	1971	750
10'	3050	2777	305	2581	750
12'	3660	3387	305	3191	750
14'	4270	3997	305	3801	750
16'	4880	4607	305	4411	750
18'	5490	5217	305	5021	750
20'	6100	5827	305	5631	750

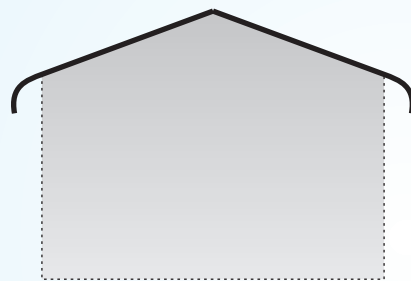
* Sheet length in feet is approximate value



Typical Applications





Type - A




Type - B



Typical Sheet Arrangements



Double slope roof with crimp ridge



Crimp ridge

*Note: Images of the profile with the guard film are only for reference. THE GUARD FILM SHOULD BE REMOVED IMMEDIATELY ON INSTALLATION.

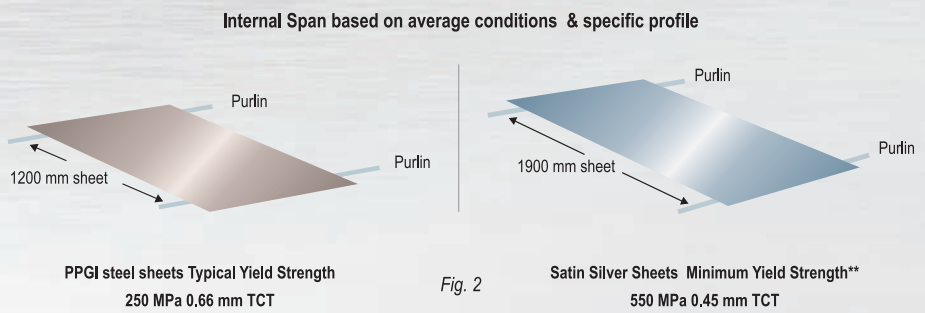
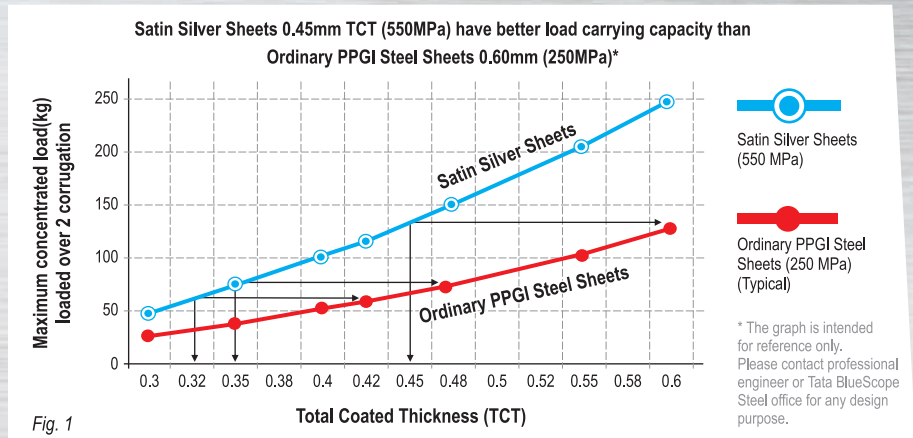
Benefits of *Satin Silver* Sheets

Long Lasting & High Strength

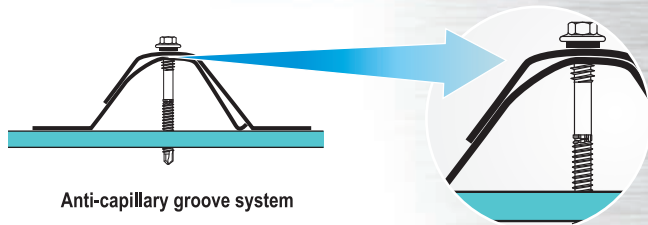
The base steel of Satin Silver Sheets is coated with 55% Al-Zn Alloy coating. The unique spangle structure of these sheets provides better corrosion resistance and greater resistance to cracking and peeling. Satin Silver Sheets last up to two to three times longer than zinc coated steel sheets in similar environment.

The high yield strength of 550 MPa minimum and a rib height of 28 mm (where as most of sinusoidal profile have a rib height of about 18 mm) provide higher profile strength and offer greater resistance to dents and damages. (Refer Fig. 1)

Wider spans, with lesser thicknesses are possible due to the high strength of Satin Silver Sheets. (Refer Fig. 2)



** Relative thickness & purlin span varies as per building load factors

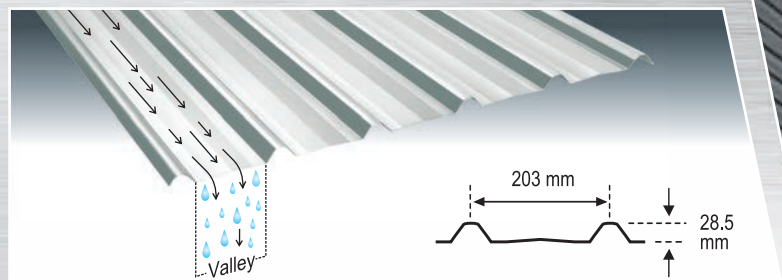


Leak-proof Performance

The Anti-capillary grooves of the Satin Silver Sheets ensure no water seepage.

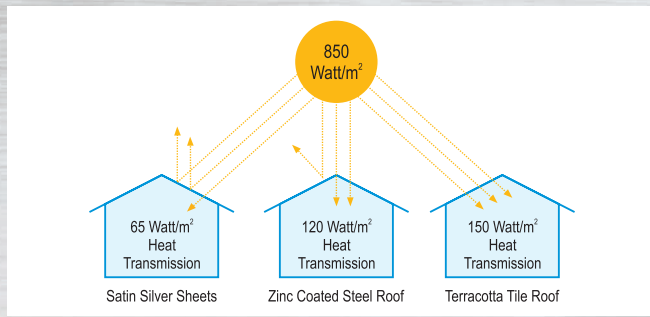
Better Rain Water Carrying Capacity

The 28.5 mm rib depth and 203 mm wide span ensure quick and easy drainage of rain water and leave no room for water leakage.



Design Flexibility

Satin Silver Sheets are lightweight, easy to handle and can be installed faster than conventional materials. These sheets can be crimped as well as installed at roof slopes as low as 3 degrees.




Better Thermal Efficiency


Satin Silver Sheets have a lower thermal mass and a high solar reflective index of more than 85% enabling it to reflect a greater portion of the sunlight as compared to Zinc coated steel sheets.

Mark Resistance

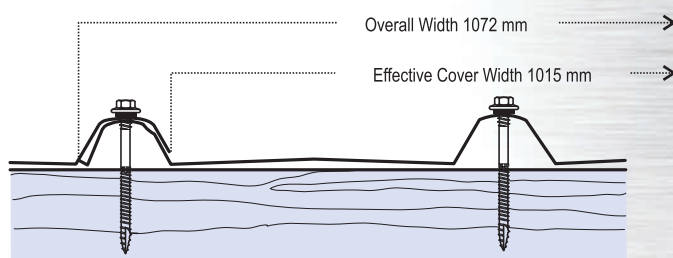
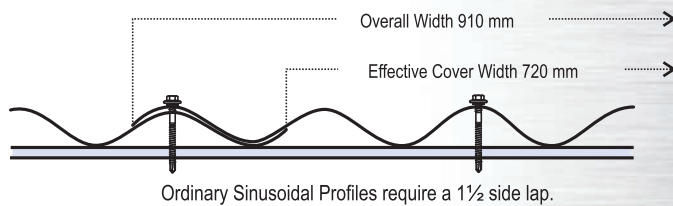
The resin coating on Satin Silver Sheets provides additional protection from hand & finger prints, boot marks and water impressions caused during transportation, storage, handling and installation.



Resin & Zinc-Aluminium Alloy Coated Satin Silver Sheet



Non-Resin Coated Ordinary Sheet



Satin Silver Profiles require only a 1 rib side lap, hence are more economical.

One Rib Side Lap & Wider Effective Width

Usually in sinusoidal profile the effective width v/s overall width ratio is very low. The side lap required in these profiles is high, thus increasing project costs. Whereas Satin Silver Sheets require only a single rib side lap offering a more effective width as compared to any ordinary sheets resulting in cost savings.

Economical

Satin Silver Sheets have wider spans and are light weight, easy to handle, transport and install resulting in savings on overall costs.



Branded Product

Satin Silver Sheets is an offering by DURASHINE® a brand of Tata BlueScope Building Products. The brand assures of the highest quality products. You can look for the brand mark which is present at regular intervals on the reverse side of the sheet.


Guard Film

Tata BlueScope Building Products' Satin Silver Sheets come with the added protection of the Guard Film. The film not only adds protection to the sheet during storage, handling and installation but also enables the customer to identify the Tata BlueScope Building Products brand.




Removal of Guard Film

The guard film should be removed immediately on installation



Disclaimer on Condensation



Condensation is the natural formation of water droplets on the bottom side of any installed metal roofing sheet. It may occur when there is a difference in temperature between the air in the building and the sheet itself, causing the water vapour (moisture) in the air to condense on the inside of the sheet. It is a natural phenomenon and hence no claims will be entertained in this regard.

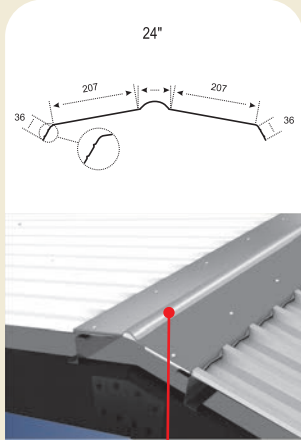
The risk of condensation may be minimised by providing proper ventilation arrangement in the roofs and by using suitable insulation.



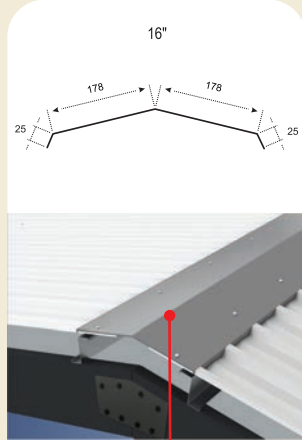
Maintenance Recommendation: Clean and maintain your roof regularly to remove dust and dirt.

Satin Silver Accessories

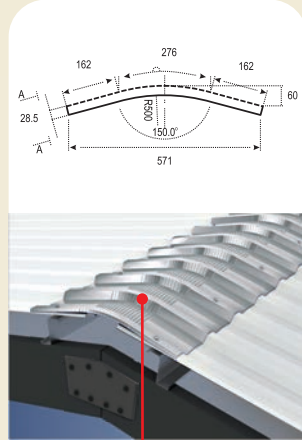
Roll Formed Ridge - Option 1



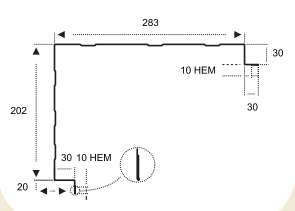
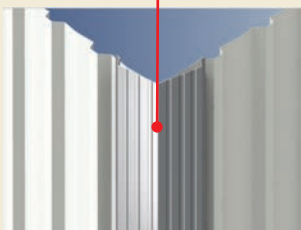
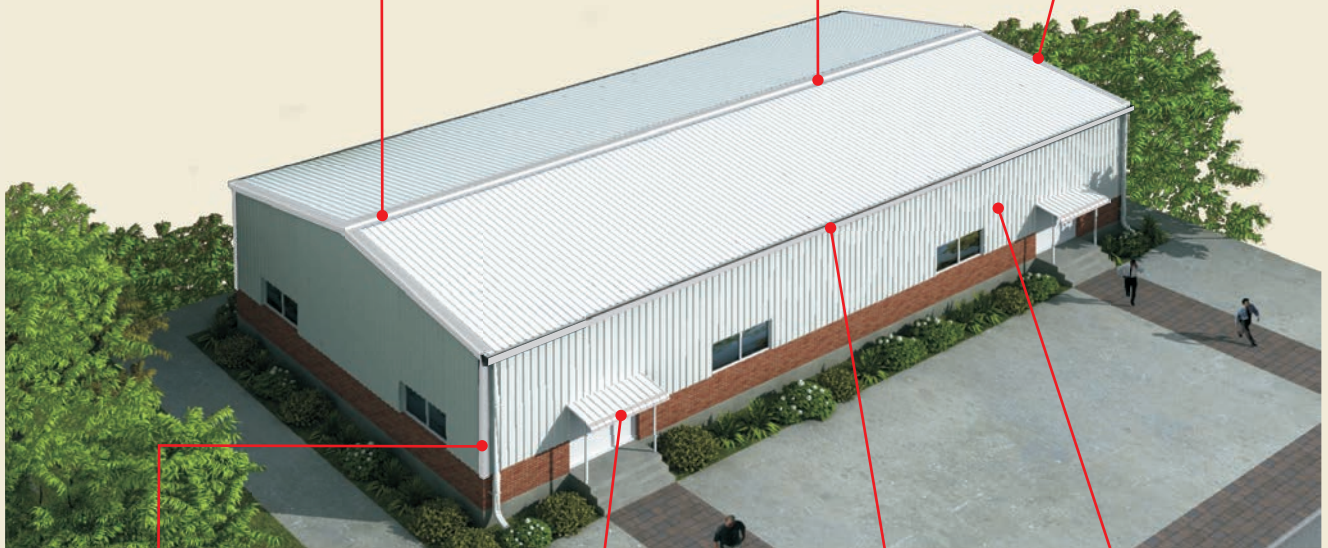
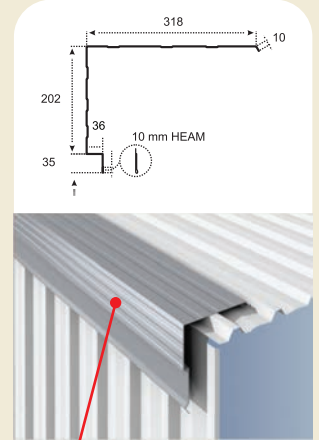
Plain Ridge - Option 2



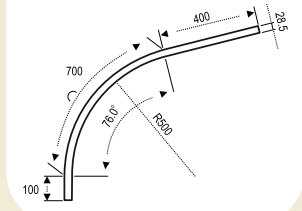

Crimp Ridge



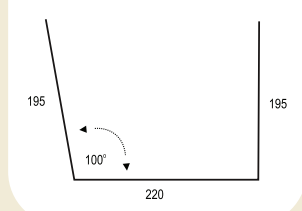
Gable Flashing



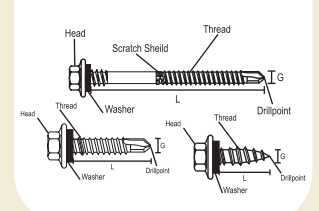
Corner Flashing



Crimp Eave



Gutter



Fasteners

Satin Silver

